



Exclusive Distributor: **Wignells of Melbourne Pty Ltd**

T: 03 9417 3315 / E: sales@wignells.com.au
www.wignells.com.au / www.chemphilaust.com.au

Showroom & Head Office

430 Johnston Street, Abbotsford, VIC 3067

Blackburn Showroom

180 Whitehorse Rd, Blackburn VIC 3130

CHEMINÉES
PHILIPPE
AUSTRALIA

CHEMINÉES PHILIPPE

ORIGINS

Cheminees Philippe honours the beauty of fire with a vision and philosophy to create luxury fireplaces. Appreciated for their unique and beautiful craftsmanship and excellent heating ability, Cheminees Philippe are celebrated for inventing the world's first dual opening fireplace.

Since the formation of the company over 60 years ago, they uphold a strong policy in investment and diversification, specialising in radiant heat technology, design and functionality.

Firmly established in the Pas-de-Calais region of France, on more than 100,000 square metres and employing more than 1000 people, they completely manage the entire production and distribution of their products to more than 30 countries worldwide.

Cheminees Philippe remains at the forefront of modern hearth design, dedicated to offering a diverse range of perfectly designed heating solutions for residential and commercial spaces.

In this catalogue, stunning bespoke designs lay at the heart of every Cheminees Philippe project, offering an aesthetic expression of comfort and luxury at the architectural heart of the living room.



PROUD HERITAGE

Designers of the World's 1st dual opening fireplace over 60 years ago, Cheminees Philippe is highly respected for their innovative, durable and quality heating solutions. The entire production process of each and every model is carried out in-house by their team of skilled craftsmen in their foundry and advanced manufacturing facility, distributing to over 30 countries worldwide.



ATTENTION TO DETAIL

Known for their quality craftsmanship, every Cheminees Philippe is superbly crafted. Offering excellent damper and air control to manipulate and adjust the burn rate and heat as you need; easy door opening and closing mechanisms; panoramic glass doors (heat resistant to 800° C) offering superb views of the dancing flames and convenient access to ash pan and grate for easy cleaning.

BEST OF BOTH WORLDS

Enjoy the advantages of efficient, energy saving slow combustion heating coupled with real open fire enjoyment, by simply gliding the firebox door up or down. Unique cast iron transmission fins create a powerful heat exchange and a dual combustion heating system produces both radiant and natural convection for maximum heat.



HEATING SOLUTIONS & DESIGN

Cheminees Philippe's diverse range of fireplaces are revered for their uniqueness and excellent heating ability, emitting a natural warmth capable of heating small to large open spaces. Their large selection of single, multiview and freestanding designer fireboxes provide versatile options to integrate into any new architecturally designed space, renovation or refurbishment of an existing fireplace.



SETTING THE BENCHMARK

For more than 38 years, Cheminees Philippe Australia has set the benchmark in Australian modern hearth design, collaborating with our top architects and designers to create stunning hearth designs for architectural, award winning and celebrated homes.



BUILDING OR RENOVATING

For any residential or commercial project, new build, renovation or makeover, we can advise you on the most suitable Cheminees Philippe to perfectly integrate into your living space, creating a value added feature of uniqueness, beauty and practicality, you're guaranteed to love.

ENVIRONMENTALLY CONSCIOUS

Dedicated to research and development, Cheminees Philippe takes their responsibility to our planet seriously, producing environmentally friendly products with a strong commitment to air quality, and energy efficiency, with all fireboxes conforming to the latest Australian standards (AS/NZS 4012/4013).



WARRANTY

We provide genuine spare parts to all our products and offer a 10 year guarantee. Please consult your dealer for terms and conditions.





RADIANTE SINGLE FRONTED WOOD FIREPLACES

Cheminees Philippe have been pioneering and perfecting their range of cast iron fireplaces to bring you an impressive collection of unmistakable quality and style. A popular architectural design piece, Cheminees Philippe offers a new approach to fireplace design by leaving the firebox completely exposed to create a dramatic statement piece or installed into a masonry chimney to create a more traditional hearth design. The large range of single fronted fireplaces will integrate perfectly into any residential or commercial venue and come in a range of sizes and heat outputs to suit small to large open planned living spaces.



RADIANTE / 600 PRIMO

Embrace your home with the ambience and warmth of this timeless fireplace crafted in the true French tradition. The Radiante 600 Primo will blend seamlessly into its surroundings. Its generous and beautifully crafted cast iron firebox will distribute excellent heat, whilst the big glass viewing window will give maximum flame enjoyment. The perfect complement to any new creative hearth project or refurbishment be it modern or traditional.



HEAT OUTPUT
<220 sqm



CLEAN
BURNING



LATERAL OPENING
DOOR



WEIGHT
165 KG



FLUE SIZE
230mm or 9"



RADIANTE / 692

Harmonised with refined style and fabulous proportions this elegant but modestly designed fireplace will enrich any interior. The Radiante 692 is a sleek and uncomplicated fireplace. Crafted of pure cast iron with a large viewing window, the Radiante 692 is simple and easy to operate, delivering the very best in slow combustion heating efficiency. It's elegant, clean lines and impressive heating ability offers the perfect inspiration for crafting a hearth you won't want to leave.



HEAT OUTPUT
<220 sqm



CLEAN
BURNING



LATERAL OPENING
DOOR



WEIGHT
165 KG



FLUE SIZE
230mm or 9"



RADIANTE / 700

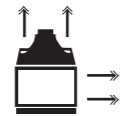
Introducing the perfect embodiment of exquisite French fireplace design and craftsmanship, we are enthralled by the versatility of this beautiful, artisan fireplace. The Radiante 700 is a pioneering marvel, being the first cast iron fireplace of its kind with a remarkable dual opening door system offering the best of both worlds; efficient slow combustion heating and real open fire warmth and pleasure. This expertly crafted and high performance fireplace is pure comfort and style.



HEAT OUTPUT
<300 sqm



CLEAN
BURNING



LATERAL & VERTICAL
OPENING DOORS



WEIGHT
222 KG



FLUE SIZE
230mm or 9"



RADIANTE / 747

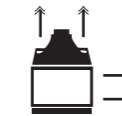
The hero of the living room is innovation and aesthetics all rolled into one and our Radiante 747 ticks all the boxes. Effortlessly elegant in a traditional style but with a modern twist, this stunning fireplace adds a vibrant ambience and a homely atmosphere to any living space. A combination of unsurpassed quality and design, including the adaptable dual opening door system, makes this fireplace the perfect complement and value added feature to any interior.



HEAT OUTPUT
<280 sqm



CLEAN
BURNING



LATERAL & VERTICAL
OPENING DOORS



WEIGHT
225 KG



FLUE SIZE
230mm or 9"



RADIANTE / 800

The social heart of the home is by the fireside and the Radiante 800 knows how to entice you with its understated elegance and wide view of the flames. The beautiful scope of this fireplace will fit effortlessly into any classic or modern setting as a stand-alone fireplace or equally charming encased in a masonry hearth design. When it comes to fireside aesthetics the Radiante 800 is a natural beauty with all the attributes to create beautiful and efficient solid fuel heating solutions.



HEAT OUTPUT
<260 sqm



CLEAN
BURNING



LATERAL OPENING
DOOR



WEIGHT
180 KG



FLUE SIZE
230mm or 9"



RADIANTE / 800 PR

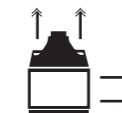
Make a bold statement with a fireplace that is anything but ordinary. Fashioned with its own distinct appearance the Radiante 800 PR is a fusion of modern, classic and industrial design. Attractive in its simplicity and ease of use, this fireplace is manufactured for maximum comfort with a dual combustion, high efficiency heating system providing undeniable warmth. Its enduring looks and uniqueness lends itself to endless creative hearth design.



HEAT OUTPUT
<260 sqm



CLEAN
BURNING



LATERAL & VERTICAL
OPENING DOORS



WEIGHT
222 KG



FLUE SIZE
230mm or 9"



RADIANTE / 844

Precision engineering is at the forefront of this impressive and robust fireplace. The bold design of the Radiante 844 is well conceived and blends easily into modern or traditional interiors. With an imposing heating ability capable of effortlessly warming large living spaces as well as a large dual opening glass door to highlight the beautiful flames, add beauty and energy to your living space with a fireplace with real character.



HEAT OUTPUT
<340 sqm



CLEAN
BURNING



VERTICAL & FORWARD
OPENING DOORS



WEIGHT
264 KG



FLUE SIZE
230mm or 9"



RADIANTE / 873

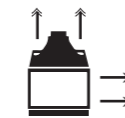
Simplicity and functionality define this exquisite fireplace. The perfect balance of luxury design and advanced heating technology, the Radiante 873's refined and striking appearance and tremendous heating ability will add personality to any living space. Capturing the look of traditional rustic combined with cool contemporary design, you'll love the way it looks and performs.



HEAT OUTPUT
>340 sqm



CLEAN
BURNING



LATERAL & VERTICAL
OPENING DOORS



WEIGHT
269 KG



FLUE SIZE
230mm or 9"



RADIANTE / 1000

A high performance heating machine, the Radiante 1000's physical size, superior performance and outstanding heating ability is unsurpassed by any other fireplace on the market. A colossal 350 kg of solid cast iron, it packs a powerful punch perfect for heating large open plan spaces, warehouse conversions and commercial settings. Featuring two large swing doors and intricate detailing adorning the cast iron firebox, this fireplace is the epitome of beautiful fireplace design.



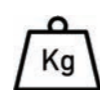
HEAT OUTPUT
<400 sqm



CLEAN
BURNING



2 x SWING DOOR
MECHANISM



WEIGHT
350 KG



FLUE SIZE
255mm or 10"



RADIANTE / 1001

Spark interior inspiration with this modern fireplace design. The Radiante 1001 is the embodiment of innovation and beauty all rolled into one. A central element for any living space, you'll relish in the wide flames and delight in the wonderful natural radiant warmth provided by its solid cast iron and steel construction. Explore new possibilities in fireplace design and give your home the unforgettable character and warm atmosphere it deserves.



HEAT OUTPUT
>300 sqm



CLEAN
BURNING



VERTICAL & FORWARD
OPENING DOORS



WEIGHT
260 KG



FLUE SIZE
230mm or 9"



RADIANTE / 1200

Contemporary styling and high performance is at the heart of this striking fireplace. The Radiante 1200 knows how to attract attention with its beautiful understated facade and fabulous uninterrupted wide, wall-to-wall panoramic view of the brilliant flames. The widest fireplace in the Cheminees Philippe designer range, it's the ultimate modern hearth featuring a wide glass door that glides up to relish the ambience of a real open fire and glides back down for slow combustion efficiency and safety. The Radiante 1200 will integrate beautifully into any modern architecturally designed open concept home or venue.



HEAT OUTPUT
<280 sqm



CLEAN
BURNING



VERTICAL & FORWARD
OPENING DOORS



WEIGHT
238 KG



FLUE SIZE
255mm or 10"



RADIANTE

DOUBLE SIDED WOOD FIREPLACES

A double sided fireplace is a functional, beautiful centrepiece that will become the social heart of your home. With Cheminees Philippe's choice of stylish multi-view fireplaces you can extend the enjoyment of a beautiful cosy log fire to more than one living space. An impressive combination of cast iron and glass, these fireplaces are perfect to divide a space and heat a large area whilst still maintaining a light open visual flow between the spaces. Conceived and designed with flexibility in mind, this range of double sided fireplaces also function beautifully as an indoor/outdoor fireplace.



RADIANTE / 846 2V

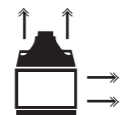
Captivate and warm two living spaces with this modern double sided fireplace. Whether featured as a stand alone centrepiece or built into a dividing wall, there is no end to the amazing designs the Radiante 846 2V fireplace presents. Beautifully crafted featuring two dual opening doors for open fire and high efficiency slow combustion heating, this fireplace is the perfect see-through statement piece to captivate and warm two living spaces.



HEAT OUTPUT
>300 sqm



CLEAN
BURNING



LATERAL & VERTICAL
OPENING DOORS



WEIGHT
237 KG



FLUE SIZE
230mm or 9"



RADIANTE / 1001 DF

Create the wow factor with a striking see-through fireplace that performs superbly as an open fire or slow combustion heater. Featuring a fabulous wide view of the flames and excellent warmth created by its solid cast iron and steel firebox, the Radiante 1001 DF is a modern double sided fireplace to add an enchanting, value added ambience. Place in the centre of a large living space or locate in a dividing wall between two rooms, you'll appreciate the perfect linear styling of this chic fireplace for crafting thoroughly contemporary hearth designs.



HEAT OUTPUT
>300 sqm



CLEAN
BURNING



VERTICAL & FORWARD
OPENING DOORS



WEIGHT
260 KG



FLUE SIZE
255mm or 10"



RADIANTE / 1200 DF

Steal the show with this modern eye catching and impressive performer. Our widest double sided fireplace, the Radiante 1200 DF is a brilliant way to harmonise and heat a large open space with an extra wide see-through glass providing a captivating uninterrupted view of the elongated dancing flames. The superb heating capabilities of this dual sided fireplace will provide abundant warmth and ambience for today's large contemporary open plan homes, warehouse conversions and commercial spaces.



HEAT OUTPUT
>280 sqm



CLEAN
BURNING



VERTICAL & FORWARD
OPENING DOORS



WEIGHT
238 KG



FLUE SIZE
255mm or 10"



RADIANTE

TRIPLE + FOUR SIDED WOOD FIREPLACES

A combination of robust craftsmanship and refined style, Cheminees Philippe's triple sided and four sided fireplaces put an elegant spin on traditional fireplace design. Frequently used as a centrepiece with all the hallmarks and qualities of a stunning focal point, plus the added bonus of superb warmth and ambience. The open silhouette of these multiview fireplaces plays a key role in today's modern hearth creations with their honest design, often celebrated and not hidden.



RADIANTE / 700 3V

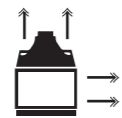
Making memories starts with something special and the three sided fireplace is a stunner, anyway you look at it. Cutting edge design and artistry goes into the making of the sophisticated Radiante 700 3V, in which every component is meticulously fashioned to offer a fireplace that not only looks beautiful but has superb heating capabilities. Marvel at the attention to detail of this classic dual opening fireplace and all its attributes to add a romantic backdrop to any home.



HEAT OUTPUT
>300 sqm



CLEAN
BURNING



LATERAL & VERTICAL
OPENING DOORS



WEIGHT
210 KG



FLUE SIZE
230mm or 9"



RADIANTE / 846 3V

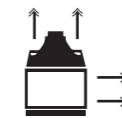
A complete package of desirable aesthetics and wonderful heat, the Radiante 846 3V has a generous firebox to provide excellent heat and a wonderful see thru vista through its almost frameless glass doors. This versatile firebox has the flexibility to be used as a subtle room divider that offers transparency between the spaces, adding a sense of luxury and comfort. The perfect pairing in any open planned living space and your answer to contemporary bespoke hearth design.



HEAT OUTPUT
>300 sqm



CLEAN
BURNING



LATERAL & VERTICAL
OPENING DOORS



WEIGHT
230 KG



FLUE SIZE
230mm or 9"



RADIANTE / 890 3V

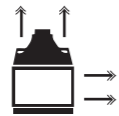
Architecture and natural warmth are at the heart of the Radiante 890 3V, with the main attraction of this chic fireplace being its huge frameless door maximised for 180 degree views of the fire to be enjoyed wherever you are in the room. Featuring Cheminees Philippe's trademark lift up door mechanism, the whole door glides up for real open fire enjoyment and slides back down for slow combustion radiant heat and efficiency. Who would have thought that a fireplace could offer such new and innovative perspectives in contemporary fireplace design?



HEAT OUTPUT
>300 sqm



CLEAN
BURNING



LATERAL & VERTICAL
OPENING DOORS



WEIGHT
278 KG



FLUE SIZE
255mm or 10"



RADIANTE / 846 4V

Capture the allure and feel of a campfire in your very own living room, with the stunning Radiante 846 4V offering a refined silhouette and spectacular 360 degree views of the fire. Using state of the art engineering and modelled on their other popular multiview fireplaces, Cheminees Philippe has perfected the design of an innovative luxury four sided view fireplace with excellent natural fireside warmth; you'll have everyone gathered around.



HEAT OUTPUT
>300 sqm



CLEAN
BURNING



LATERAL OPENING
DOORS



WEIGHT
220 KG



FLUE SIZE
230mm or 9"



RADIANTE CORNER SIDED WOOD FIREPLACES

A popular trend in the 70's and 80's has found its way back into our homes with Cheminees Philippe's stunning range of corner sided fireplaces. These modern innovative fireplaces offer new and interesting perspectives for blending the hearth into your living room. The seamless glass door wraps around the firebox to reveal the full beauty of the flames from anywhere in the room. Whether it's placed along a wall or tucked into a corner, the refined detailing of the designer range of corner fireplaces will add a touch of modernity to any space.



747 2V / PR

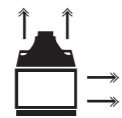
Create a visual delight with this corner fireplace that will add charm and character to any space. The Radiante 747 2V PR is a heavy duty cast iron fireplace that will swathe your living room in pure warmth and comfort. The large wrap around glass door with Cheminees Philippe's signature lift up door technology offers lifestyle choice in fireside enjoyment. Choose from a left or right sided glass door to suit your hearth design.



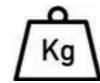
HEAT OUTPUT
>280 sqm



CLEAN
BURNING



LATERAL & VERTICAL
OPENING DOORS



WEIGHT
225 KG



FLUE SIZE
230mm or 9"



747 2V / SR

Pack a visual punch with this modern corner sided fireplace and enjoy all of the attributes of Cheminees Philippe's bold and artistic Radiante 747 2V SR. Contemporary design coupled with powerful slow combustion heating ability, this fireplace showcases a fine silhouette offering an unobstructed view of the fire and a large swing open door available in left or right sided versions to suit your room.



HEAT OUTPUT
>280 sqm



CLEAN
BURNING



LATERAL OPENING
DOOR



WEIGHT
225 KG



FLUE SIZE
230mm or 9"



873 2V / PR

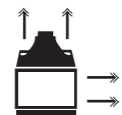
The Radiante 873 2V PR corner sided fireplace celebrates bold structure with contemporary glamour. Showcasing solid cast iron construction for excellent measured radiant heat and a refined and unobstructed view of the fire with the added advantage of Cheminees Philippe's trademark dual opening door mechanism for a real open fire experience. Choose from the left or right sided glass door to suit your living space.



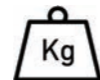
HEAT OUTPUT
>340 sqm



CLEAN
BURNING



LATERAL & VERTICAL
OPENING DOORS



WEIGHT
269 KG



FLUE SIZE
230mm or 9"



873 2V / SR

Passion for innovation and design is the hallmark of this corner sided fireplace. Appreciated for both its design and for excellent slow combustion heating efficiency, the Radiante 873 2V SR offers exciting possibilities in modern hearth design. The character of this beautifully crafted corner fireplace invites new elements to harmonise with your home and the generous swing open door is available on the left or right side to balance and complement your interior.



HEAT OUTPUT
>340 sqm



CLEAN
BURNING



LATERAL OPENING
DOOR



WEIGHT
269 KG



FLUE SIZE
230mm or 9"



RADIANTE FREESTANDING SERIES

Add a natural aesthetic statement to a room with the bold angular designs and balanced form of Cheminees Philippe's freestanding fireplaces. These robust beautifully crafted, fireplaces have great design merit for any style of home and are the perfect choice for high ceiling warehouse style rooms and in front of large windows with panoramic views. Made of pure cast iron the fireboxes radiate a steady and impressive warmth, with additional heat generated from the exposed flue. Versatile and bold, these freestanding fireplaces will make the perfect feature in any inner city or rural setting.



HORAMA

Designed to outlast trends the understated style of the Horama sets the perfect stage for beautiful fireside solutions. Boasting a finely crafted, durable cast iron body in a minimalist style, it's a powerful performer delivering a super-efficient, slow combustion radiant warmth and an irresistible, glorious flame through its impressive wide glass door. With bold aesthetics, the Horama knows how to sit on the hearth with soul and style.



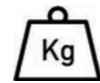
HEAT OUTPUT
>300 sqm



CLEAN
BURNING



LATERAL OPENING
DOOR



WEIGHT
199 KG



FLUE SIZE
150mm or 6"



HORAMA VITREOUS

If suave and sophisticated is the look you're after then you'll love the Horama Vitreous. Offering a bigger transparent glass door you'll appreciate the great views of the dancing flames combined with the same solid cast iron body of the Horama, delivering optimal radiant heating efficiency for pure warmth. Classy and refined, the Horama Vitreous has all the attributes to enrich any living space.



HEAT OUTPUT
>300 sqm



CLEAN
BURNING



LATERAL OPENING
DOOR



WEIGHT
199 KG



FLUE SIZE
150mm or 6"



EDEN TOURNANT

The charming Eden fireplace will be the heart of your home as no matter where you choose to sit the flame will follow. Not just a pretty face, the Eden features an invisible rotating base that effortlessly turns to position the fire where it can be enjoyed anywhere in the room. It's attractive curved elongated body sits high on a pedestal, elevating and accentuating the flames. Finely crafted flexible and functional, the Eden will entice you to get cosy by the fire.



HEAT OUTPUT
>150 sqm



CLEAN
BURNING



LATERAL OPENING
DOOR



WEIGHT
199 KG



FLUE SIZE
150mm or 6"



ROTATING
BASE



I can still recall my first impression of a Cheminées Philippe fireplace. It was not in fact as one normally sees it imbedded in a wall in somebody's living room, but in fact it was browsing through technical literature and seeing the magnificent structure that the entire fireplace actually is. It appears so very French in its wonderful quilted cast iron and its very French guillotine process that operates the door on many models. I was transfixed by its technology that seemed somehow ancient but also very contemporary and in our first use of it, exposed it utterly and designed a whole wall around the revealing of this remarkable piece of French industrial design.

Ever since then we've never tended to conceal these fireplaces but expose them in their complete operation in full view in many living rooms over many projects. In some they even take centre place with a steel surround that we designed that finds a common language between our architectural response to a specific project and the powerful aesthetic of these remarkable fireplaces.

It's been a long term relationship and continues, the latest being in my own home here in Melbourne.

John Wardle - Architect